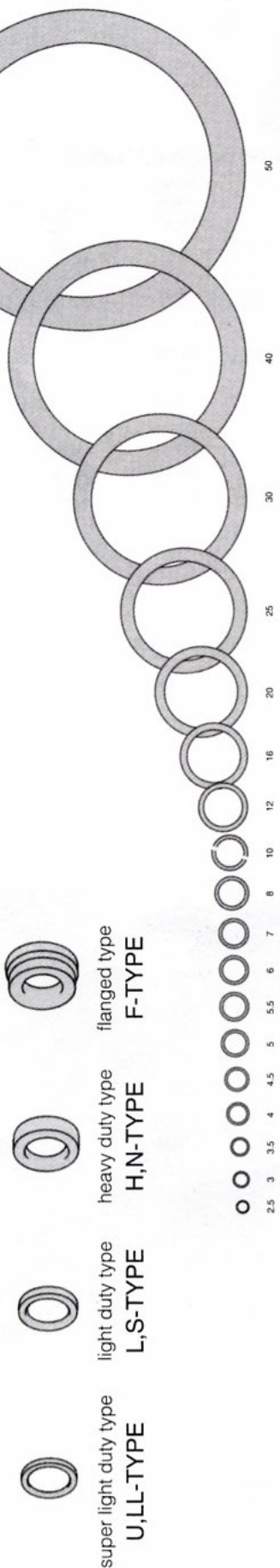

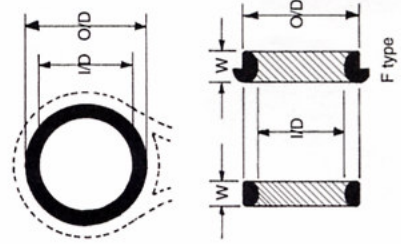


Center Rings of Fuji Guides
 TYPES AND SIZE NO. - dimension chart

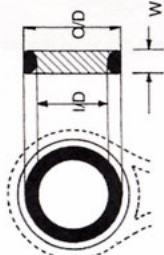


RING SIZE		2.5	3	3.5	4	4.5	5	5.5	6	7	8	10	12	16	20	25	30	40
O.D.	U, LL, L, H, F	2.1	2.4	2.9	3.4	3.9	4.6	5.3	6.1	7.1	8.0	9.8	11.5	14.4	18.3	23.5	29.4	35.5
	U-type					2.5	3.0	3.6	4.3	5.0	5.8	7.5	9.0	11.5	15.0	19.7	25.1	
I.D.	LL-type					2.5	3.0	3.5	4.1	4.8	5.6	7.0	8.3	10.6	13.7	18.1	23.2	
	L-type	1.0	1.3	1.7	2.2	2.5	3.0	3.5	4.1	4.8	5.4	7.0	8.3	10.6	13.9	18.3	23.4	28.5
W	H-type						3.2	3.3	3.7	4.2	4.8	6.2	7.5	9.8	12.8	17.5	22.8	28.3
	F-type					1.7	2.2	2.7	3.2	3.8	4.4	5.8	6.7	8.8	12.0			
U						0.9	1.0	1.1	1.2	1.3	1.4	1.5	1.6	1.9	2.2	2.5	2.7	
	LL					1.2	1.3	1.4	1.4	1.4	1.5	1.6	1.8	2.2	2.5	2.7	2.9	
	L	0.9	1.0	1.1	1.2	1.3	1.4	1.5	1.6	1.8	2.0	2.2	2.4	2.7	3.0	3.3	3.6	4.0
	H						1.8	2.0	2.2	2.4	2.6	2.9	3.2	3.6	4.0	4.4	4.8	5.2
F						1.8	2.0	2.2	2.4	2.6	3.0	3.4	3.8	4.6	5.2			

WITHOUT SHOCK RING



WITH SHOCK RING



RING SIZE		5	5.5	6	7	8	10	12	16	20	25	30	40	50
O.D.	S-type	4.1	4.8	5.5	6.3	7.2	8.9	10.3	13.0	16.9	21.7	27.6	33.0	46.2
	N-type	3.8	—	4.8	—	6.8	8.3	9.9	12.8	16.2	20.7	26.5	31.6	44.0
I.D.	S-type	2.6	3.2	3.7	4.3	5.0	6.4	7.5	9.4	12.3	16.3	21.5	26.5	38.4
	N-type	2.5	—	3.3(2.8)	—	4.1	5.2	6.2	8.8	11.4	15.1	20.1	24.6	35.4
W	S-type	1.6	1.8	2.1	2.3	2.5	2.7	3.0	3.4	4.0	4.4	4.8	5.2	5.6
	N-type	2.2	—	2.5	—	3.0	3.5	4.1	4.4	4.9	5.4	5.8	6.8	7.0

